


## An Estimate Cost Analysis- How Your Bill Could Look After a Rooftop Solar Installation

Below are some examples of what our members have saved on their Jefferson Energy Cooperative bill after installing rooftop solar panels.

This chart is NOT a true estimate of your individual service needs.

Please contact us at 706-547-2167 to obtain your free personalized estimate.

**Small Home**  
Below 1, 400 Sq. Ft.  
A Monthly Bill \$120




Total Yearly Savings on JEC Bill with 3kW system: **\$318.76**

Month	Power Bill Reduction		
	3kW System	6kW System	10kW System
January	\$ 23.56	\$ 46.61	\$ 75.30
February	\$ 22.61	\$ 44.55	\$ 71.89
March	\$ 25.71	\$ 50.52	\$ 81.53
April	\$ 25.35	\$ 49.65	\$ 79.97
May	\$ 35.06	\$ 65.61	\$ 103.06
June	\$ 34.04	\$ 63.20	\$ 97.92
July	\$ 37.48	\$ 69.16	\$ 106.15
August	\$ 32.97	\$ 61.94	\$ 96.64
September	\$ 27.96	\$ 52.99	\$ 83.10
October	\$ 25.88	\$ 49.50	\$ 78.38
November	\$ 13.84	\$ 28.35	\$ 46.52
December	\$ 14.30	\$ 29.61	\$ 48.73
<b>Total Yearly Savings</b>	<b>\$ 318.76</b>	<b>\$ 611.70</b>	<b>\$ 969.18</b>

To determine how long it will take you to receive a return on your investment for solar panels, divide the total cost for your solar panels by yearly savings on JEC Bill.

Example: Installation cost for 3 kW solar panels \$7,560\* / Yearly Savings \$318.76 = **23.7 years**

**Medium Home**  
1, 500 - 2,500 Sq. Ft.  
Average Monthly Bill \$159




Total Yearly Savings on JEC Bill with 6kW system: **\$666.92**

Month	Power Bill Reduction		
	3kW System	6kW System	10kW System
January	\$ 24.80	\$ 48.42	\$ 77.43
February	\$ 23.98	\$ 46.81	\$ 74.60
March	\$ 26.87	\$ 51.65	\$ 82.27
April	\$ 26.72	\$ 51.20	\$ 81.41
May	\$ 38.34	\$ 71.67	\$ 110.23
June	\$ 37.25	\$ 72.00	\$ 110.09
July	\$ 41.15	\$ 82.04	\$ 126.46
August	\$ 38.57	\$ 76.98	\$ 117.54
September	\$ 29.97	\$ 56.85	\$ 88.19
October	\$ 27.27	\$ 50.96	\$ 79.98
November	\$ 14.12	\$ 28.74	\$ 47.22
December	\$ 14.27	\$ 29.60	\$ 48.77
<b>Total Yearly Savings</b>	<b>\$ 343.32</b>	<b>\$ 666.92</b>	<b>\$ 1,044.21</b>

To determine how long it will take you to receive a return on your investment for solar panels, divide the total cost for your solar panels by yearly savings on JEC Bill.

Example: Installation cost for 6 kW solar panels \$15,120\* / Yearly Savings \$666.92 = **22.6 years**

**Large Home**  
3, 000 Sq. Ft. & Up  
Average Monthly Bill \$249



Total Yearly Savings on JEC Bill with 10kW system: **\$1,134.65**

Month	Power Bill Reduction		
	3kW System	6kW System	10kW System
January	\$ 26.22	\$ 53.30	\$ 85.37
February	\$ 24.18	\$ 49.86	\$ 80.73
March	\$ 27.97	\$ 55.89	\$ 89.41
April	\$ 27.51	\$ 55.36	\$ 88.46
May	\$ 41.48	\$ 79.25	\$ 122.09
June	\$ 37.67	\$ 75.16	\$ 118.06
July	\$ 40.89	\$ 82.48	\$ 130.26
August	\$ 38.50	\$ 78.74	\$ 124.42
September	\$ 32.17	\$ 64.35	\$ 100.79
October	\$ 30.70	\$ 59.00	\$ 91.08
November	\$ 14.29	\$ 29.86	\$ 49.01
December	\$ 15.84	\$ 33.69	\$ 54.97
<b>Total Yearly Savings</b>	<b>\$ 357.44</b>	<b>\$ 716.92</b>	<b>\$ 1,134.65</b>

To determine how long it will take you to receive a return on your investment for solar panels, divide the total cost for your solar panels by yearly savings on JEC Bill.

Example: Installation cost for 10 kW solar panels \$25,200\* / Yearly Savings \$1,134.65 = **22.2 years**

\*Totals assume eligibility for current Federal Tax Credit: For more information , please visit the Energy Star Website at [https://www.energystar.gov/about/federal\\_tax\\_credits](https://www.energystar.gov/about/federal_tax_credits)

**Please call Jefferson Energy Cooperative at 706-547-2167 to get your free personalized rooftop solar estimate.**